
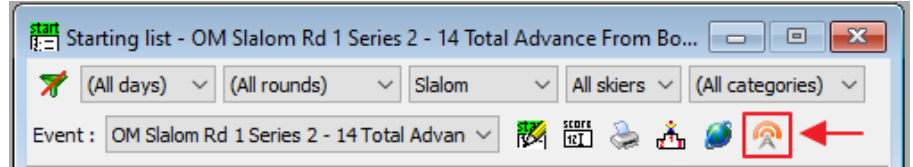


Waterski Scoring message broadcasting to other systems with WaterSkiConnect

The scoring software can communicate live with other systems via a web service on ewscdata.com (WaterSkiConnect).

1) On starting list window, use the broadcasting button  to send the start list of athletes to the service.

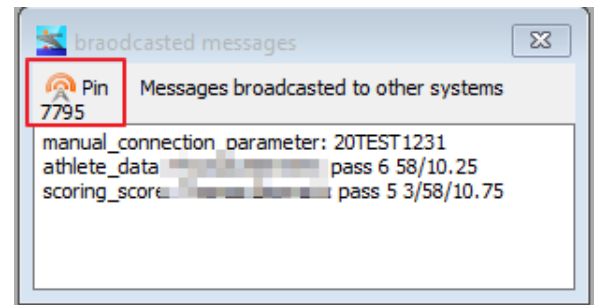


If this button is pressed during the event, scores of athletes which already skied with be sent as well.

Any other system connect to that web service for that competition can get the start list of the event.

2) When connecting to the service, a small message window is displayed in the scoring software and showing the messages sent from the scoring software to the web service.

Some other applications may need the pin code to be able to send back the boat times, boat path deviations, jump distances or other data back. Give this pin code to the boat judge.

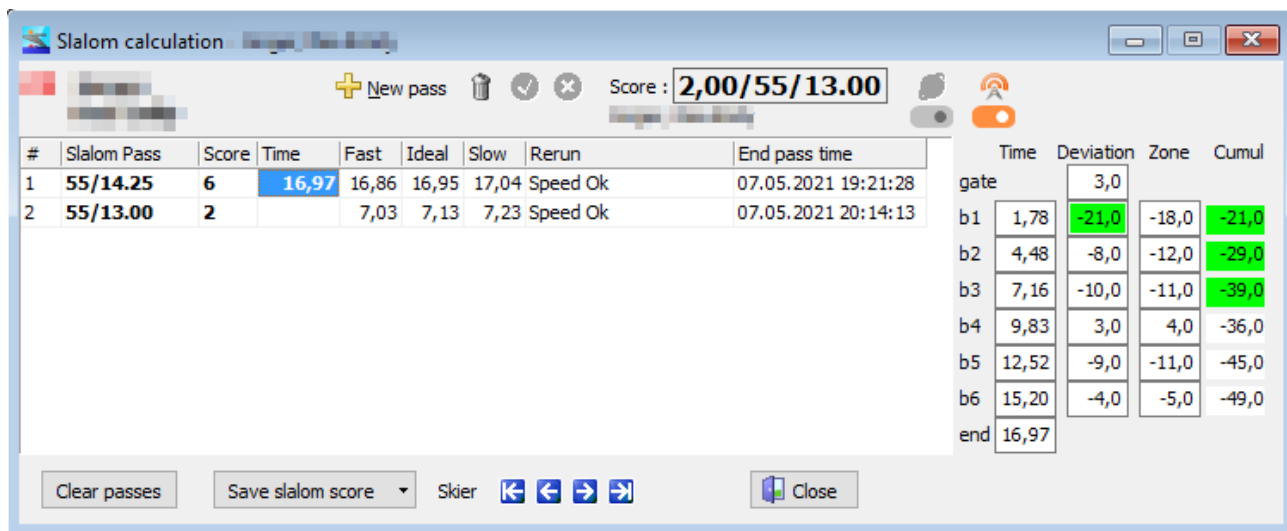


3) in calculation window (for slalom, jump or wakeboard),

The same button can be used to send message manually of which skier is on the water, for which pass, at which speed.

Below the button, a switch is available to activate the automatic broadcasting of messages.

You can switch the auto mode on only on the day of the competition (date of event), or for test competitions.



Slalom / Jump:

Sending “Skier on water” message

On first slalom pass or jump, you should press the  button and enter the speed and rope.

- When the slalom pass (speed/rope) is entered, a message “skier on water” is sent, with skier name, pass number and speed/rope.
- When the jump speed is entered, a message “skier on water” is sent, with skier name, jump number and speed.

Receiving other system data:

Stay on the line of slalom pass or jump to wait for data to come.

- if a boat timing and/or boat path deviations system is used and is using the web service (SplashEye, SurePath,...), the scoring software will receive the boat times and/or path deviations. They will be displayed in the calculation window.
- if a jump measurement system is used and is using the web service, the scoring software will receive the distance, and will enter it in calculation window for the given jump

Up to now, path deviation will be shown in red (advantage for skier) or green (disadvantage for skier) but will not propose a rerun automatically.

Sending “skier score” message

When the pass or jump is completed, and score is entered, a message “skiers score” is sent, with skier name, pass or jump number and score.

Sending “leader board” message

When the score of the skier is saved, the leader board message is sent: the current skier, and the full classification list for that event is sent.